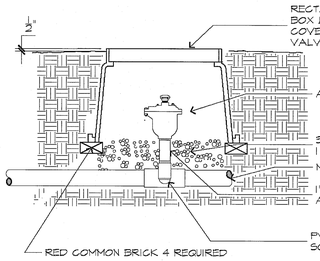

J AIR RELEASE VALVE — NO SCALE

EMWD Construction Note

EASTERN MUNICIPAL WATER DISTRICT REQUIRES THAT A PRE-CONSTRUCTION CONFERENCE BE SCHEDULED PRIOR TO ANY CONSTRUCTION BY CALLING THE EASTERN MUNICIPAL WATER DISTRICT FIELD ENGINEERING DEPARTMENT AT (951) 928-3777, EXTENSION 4830.

Omission Statement

THERE ARE NO , DECORATIVE FOUNTAINS, OUTDOOR EATING AREAS, OR WELLS ON THE SITE.
DRINKING WATER FOUNTAINS, DESIGNATED OUTDOOR EATING AREAS, PLAY AREAS, RESTAURNTS & RESTROOMS SHALL BE PROTECTED AGAINST CONTACT WITH RECYCLED WATER SPRAY, MIST, OR RUN-OFF. THE POTABLE WATERLINE SUPPLYING THE DRINKING FOUNTAIN MUST HAVE A WARNING BLUE COLORED TAPE IDENTIFYING IT AS A POTABLE WATERLINE AND STATING "CAUTION: BURIED WATERLINE BELOW" INSTALLED OVER IT.

Potable and Recycled Water Separation Note

RECYCLED MAINLINE (CONSTANT PRESSURE) SHOWN DIAGRAMMATICALLY FOR CLARITY ONLY. ACTUAL LOCATION MUST PROVIDE A MINIMUM FOUR (4) FEET HORIZONTAL CLEARANCE BETWEEN ALL POTABLE AND CONSTANT PRESSURE RECYCLED WATERLINES. RECYCLED WATER MAINLINE SHOULD BE INSTALLED UNDER POTABLE WATERLINES AND MAINTAIN ONE (1) FOOT OF VERTICAL CLEARANCE. WHERE THE RECYCLED WATER CONSTANT PRESSURE LINE MUST BE INSTALLED ABOVE THE POTABLE WATERLINE, A FOUR (4) INCH MINIMUM VERTICAL CLEARANCE MUST BE MAINTAINED AND THE RECYCLED WATER PRESSURE LINE MUST BE INSTALLED IN A CONTINUOUS PVC CLASS 200 PIPE OR GREATER SLEEVE WHICH EXTENDS A MINIMUM OF TEN (10) FEET EACH SIDE OF THE POTABLE WATERLINE.

G EMWD SPECIAL NOTES — NO SCALE

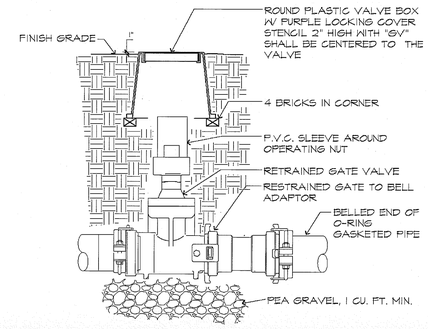

D GATE VALVE — NO SCALE

NOTES:
1. DRILL HOLES ON PANEL BOARD TO SUIT AUTOMATIC CONTROLLER
2. ENCLOSURE KEYS TO BE GIVEN TO OWNER
3. BOLT ENCLOSURE TO CONC. PAD IN 4 PLACES W/ CAD. PL., 1/2"X4" BOLTS, WASHERS, AND HEX NUTS.

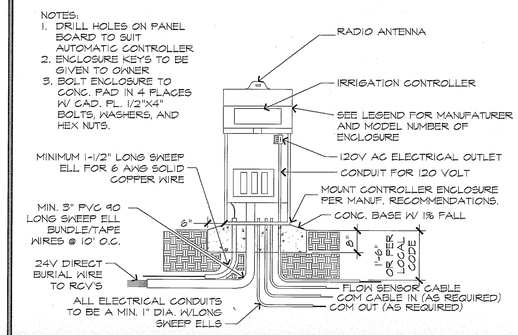

A CONTROLLER DETAIL — NO SCALE

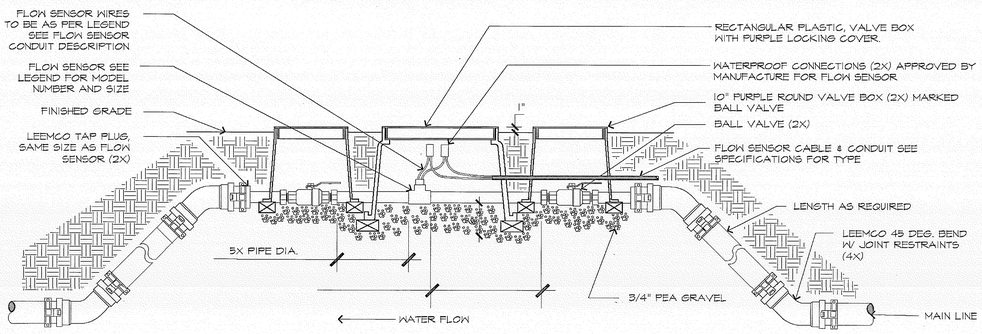

K FLOW SENSOR ASSEMBLY — NO SCALE

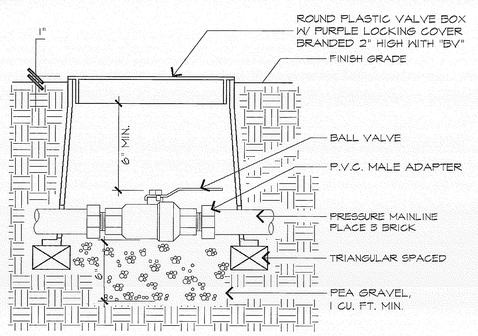

E BALL VALVE — NO SCALE

NOTE:
1. TYPICALLY USE EITHER A GROUND ROD OR GROUND PLATE
2. REFER TO ARTICAL 250 OF THE NEC ELECTRICAL CODE.

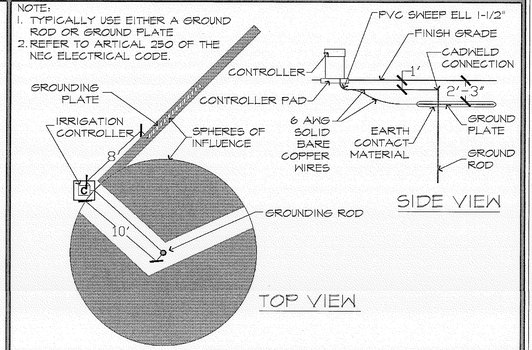

B GROUNDING — NO SCALE

EMWD COLOR CODING

SPRINKLERS, ROTOR HEADS AND OTHER TYPES OF DISPERSION HEADS SHALL HAVE THE EXPOSED SURFACE COLORED PURPLE. THE EXPOSED SURFACE SHALL BE COLORED THROUGH THE USE OF INTEGRALLY MOLDED PURPLE PLASTIC OR PERMANENTLY ATTACHED PURPLE PLASTIC RING OR DISC. VALVE BOXES SHALL BE PURPLE PER INDUSTRY STANDARDS, THE LIDS SHALL HAVE THE WARNING "RECYCLED, DO NOT DRINK" IN ENGLISH AND SPANISH AND THE INTERNATIONAL "DO NOT DRINK" ON THE SIDE AND "PELIGRO, AGUA IMPURA-NO BEBER" ON THE OPPOSITE SIDE. ALL SHRUB HEADS SHALL HAVE PURPLE CAPS.

OCTOBER 1, 2001

INSTALLATION NOTES

1. THE MATERIALS AND THE INSTALLATION OF THE IRRIGATION SYSTEM SHOWN ON THIS PLAN SHALL MEET THE LATEST EMWD STANDARDS AND SPECIFICATIONS FOR DEVELOPER PROJECT.
2. NO HOSE BIBS WILL BE ALLOWED FOR INSTALLATION SYSTEM USING RECYCLED WATER.

OCTOBER 1, 2001

L — NO SCALE

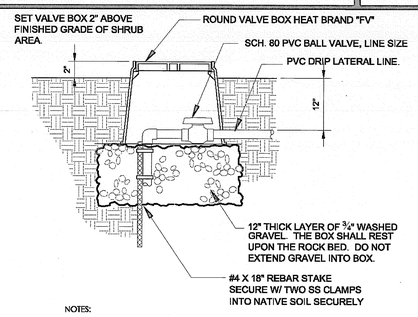

NOTES:

INSTALL VALVE BOX EXTENSIONS AS REQUIRED TO ACHIEVE PROPER VALVE INSTALLATION AT MAIN LINE DEPTH.

INSTALL CHRISTY RECYCLED ID TAGS ON ALL RECYCLED IRRIGATION SYSTEMS.

VALVE BOX LID SHALL BE PURPLE FOR RECYCLED WATER IRRIGATION SYSTEMS

I MANUAL FLUSH VALVE — NO SCALE

CONDUIT SIZING CHART

CONDUIT SIZE IN INCHES	NUMBER OF 14 UF WIRES IN CONDUIT
1/2"	2
3/4"	3
1"	4
1-1/4"	7
1-1/2"	10
2"	17
2-1/2"	24
3"	40
4"	70

NOTE:
CONDUIT SIZES, AS INDICATED, ARE FOR REFERENCE ONLY AND MAY BE INCREASED IN SIZE AT THE INSTALLERS OPTION.

F CONDUIT SIZING CHART — NO SCALE

NOTE:
1. ALL WIRES SHALL BE INSTALLED PER LOCAL CODE. PROVIDE 12" EXPANSION COILS @ EA. WIRE CONNECTION. IN VALVE BOX (10 WRAPS 1/2" DIA.)

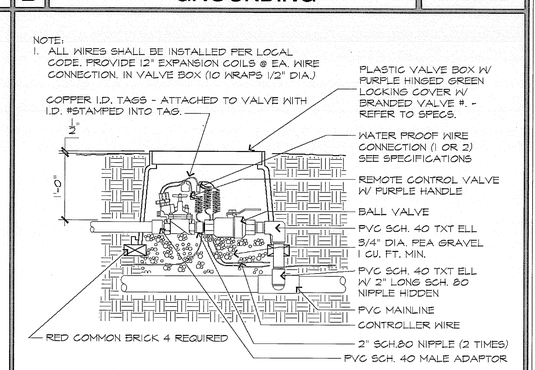

C REMOTE CONTROL VALVE — NO SCALE

Underground Service Alert
Call: TOLL FREE
1-800-227-2600
TWO WORKING DAYS BEFORE YOU DIG

MOORE IACOFANO GOLTSMAN, INC.
801 HARBOR BLVD. FULLERTON, CA 92832
TEL 714/871-3638 FAX 714/871-1188 www.migcom.com

DATE	BY	MARK	DESCRIPTION	APPR.	DATE

ENGINEER — REVISIONS — EMWD

ON-SITE RECYCLED WATE APPROVAL BY: EASTERN MUNICIPAL WATER DISTRICT
CIVIL ENGINEER OF SUBDIVISIONS — DATE
APPROVALS: PROJECT ENGR. — INITIAL — DATE; OPERATION; W.O. — S.A. — COORD.

COUNTY OF "RIVERSIDE"
APN-327-190-019
RECYCLED WATER LANDSCAPE IMPROVEMENT PLANS
PERRIS VALLEY BIG LEAGUE DREAMS
DETAIL SHEET

W.O. 12711
I.D. 99
S.A. 37
COORD. JTC-43
SHT. LI-2.1 OF 15
SO
D-

MIG
MOORE IACOFANO GOLTSMAN, INC.
801 HARBOR BLVD. FULLERTON, CA 92832
TEL 714/871-3638 FAX 714/871-1188 www.migcom.com

BILL L. WILLIAMS
IRRIGATION DESIGN & CONSULTANT
2516 E. Roberta Dr. Orange, Ca. 92867
CELL 714-504-9855, FAX 714-997-0344
billl@williamsids.com e-mail

PROJECT TEAM:
LANDSCAPE ARCHITECT
MIG INC.

ARCHITECT
PITASSI ARCHITECTS INC.

CIVIL ENGINEERS/SURVEYOR
WALDEN & ASSOCIATES

STRUCTURAL ENGINEERS
CORREIA CONSULTING & DESIGN

ELECTRICAL ENGINEERS
LRA ENGINEERS

IRRIGATION DESIGNER
WILLIAMS IRRIGATION DESIGN

GEOTECHNICAL ENGINEERS
CONVERSE CONSULTANTS

TURF GRASS CONSULTANT
GUISE AND ASSOCIATES

PERRIS VALLEY Big League Dreams

2155 Trumble Road
Perris, California, 92570

SHEET TITLE
IRRIGATION DETAILS

100% CONSTRUCTION DOCUMENT

DATE	REVISIONS

STAMP
REGISTERED LANDSCAPE ARCHITECT — WILLIAM P. LANG JR. — 2516 — 9-30-10 — 7-22-09 — DATE — STATE OF CALIFORNIA

CHECKED BY: BLW	DATE: 07-22-09
DATE: 07-30-09	FILE NAME
DRAWN BY: BLW	SHEET
JOB NO. 05208.00	LI-2.1
SCALE: NO SCALE	281 OF 313 SHEETS